


ENTRY DOOR CLADDING

MAINTENANCE-FREE ALUMINUM

Beautiful Door Frame and No Painting Needed

Installation videos on line at www.frontlinebldg.com



Brickmould



Crownline

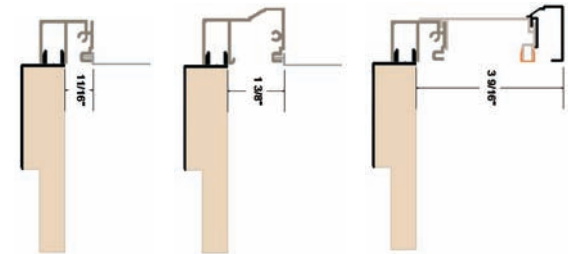


Flat Casing
with Backband

How to Order Your Cladding

1. Pick your door.
2. Select a moulding profile:
Brickmould Flat Casing*
Crown Line Outswing
3. Choose the color you want from the twelve available.
4. Cladding is applied to your door frame and it is ready to install.*

*Flat casing is field applied to Crownline after the door has been installed.



Crownline

Brickmould

Flat Casing
with Backband

FEATURES:

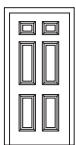
- .062 gauge (3/32") aluminum
- Brickmould same as #180 wood brickmould
- Spread mulls for sidelites or transoms
- 4 1/16" to 11 1/2" jamb widths.

COLORS:

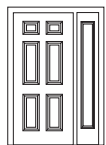


** Not available on flat casing and backband.
Note: Actual color may vary due to printing.
*** Limited Profiles - Contact customer service.

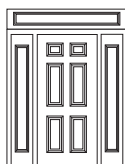
Clad Any Door Configuration You Want



Single




Single with
One Sidelite




Single
with Transom



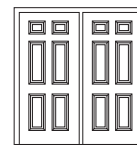
Single with
Two Sidelites



Single with
Two Sidelites
and Transom



Outswing



Double