



Commercial Sectional Steel Doors

H-255P
25 Gauge / 2" Sections

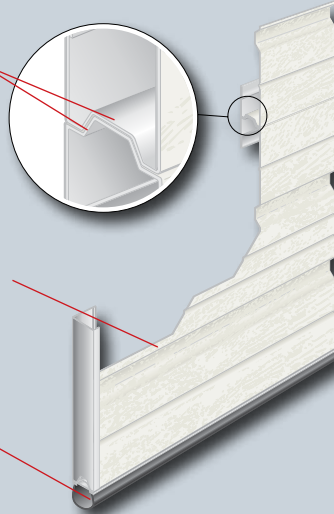
H-254P
24 Gauge / 2" Sections

Choice and Quality

Hörmann commercial steel doors are available in a wide range of styles, sizes and design options. Sophisticated engineering and state-of-the-art manufacturing provide the basis for durable, reliable and long-lasting quality products.


Two thicknesses are available: **25 gauge** steel for H-255P and **24 gauge** for H-254P, both are hot-dipped and galvanized. No matter which door suits your needs best, all H-255P and H-254P doors are manufactured to the highest quality standards.

Precisely designed **tongue and groove section joints** reduce air infiltration and creates weather-tight seal.



Galvanized **finished painted steel** provides superior corrosion resistance for years of trouble-free performance.

The bottom weather seal **keeps out wind, rain, debris and other elements** for added energy savings.



Energy-efficient option

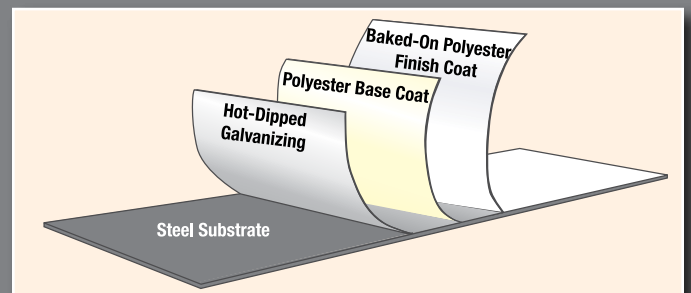


The optional full cavity HCFC-free polystyrene insulation with vinyl back cover provides enhanced energy efficiency R value 7.4 and sound-dampening qualities. This improves overall energy savings while contributing to a quiet working environment.



Engineering Excellence

Double end stile design adds to the door's overall structural integrity and its long term performance



Durability

H-255P and H-254P door panels are prepared inside and out to offer maximum protection against the adverse effects of the elements to provide you with a long-lasting surface finish and reduced maintenance cost.



Safety

Hörmann H-255P and H-254P doors utilize safety fixtures on their bottom sections for added safety for your peace of mind.

Panel Designs




Ribbed design




Flush design (H-254P only)

Surface Finishes



Stucco (H-255P Ribbed & H-254P Flush)



Smooth (H-254P Ribbed)

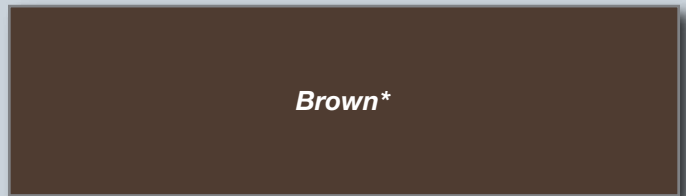
Colors



White



Sandstone*




Brown*

All colors shown as accurately as printing technology allows. *Not available for H-254P Series

Window Options



Window 24" X 6"



Window 24" X 12"

Single pane is standard for non-insulated doors. Insulated glass is standard for both vinyl back insulated and sandwich doors.

The number of windows available per section depends on the door width. For raised panel designs, see dealer for window options.

Window Arrangements (24" X 6" & 24" X 12")

Door Width	Maximum No. of Windows
Up to 9' 2"	2
9' 3" to 12' 2"	3
12' 3" to 16' 2"	4
16' 3" to 19' 2"	5
19' 3" to 24' 2"	6

Regardless of the color you choose, all of our surface finishes provide a durable baked-on polyester finish coat offering a long-lasting, attractive appeal.

Series	H-255P	H-254P
Steel Thickness	25 ga.	24 ga.
Section Thickness	2 in.	2 in.
R - Value	Up to 7.4 with Optional Insulation	
Polystyrene Core Insulation	Optional	Optional
Panel Designs		
Ribbed	Standard	Standard
Flush	N/A	Standard
External Textures		
Ribbed	Stucco	Smooth
Flush	N/A	Stucco
Available Colors		
White	Standard	Standard
Sandstone	Standard	N/A
Brown	Standard	N/A
Windows Options		
24" X 6"	Optional	Optional
24" X 12"	Optional	Optional
Warranty		
Sections	10 years	
Hardware	1 year	

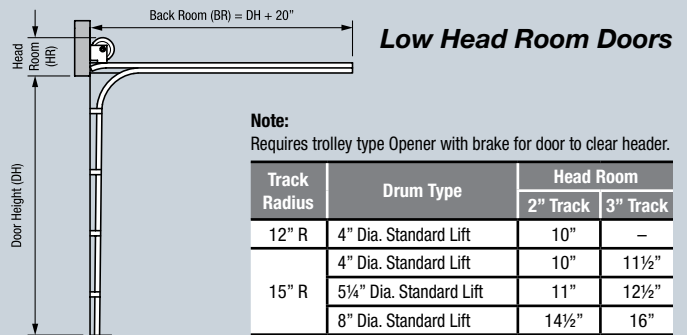
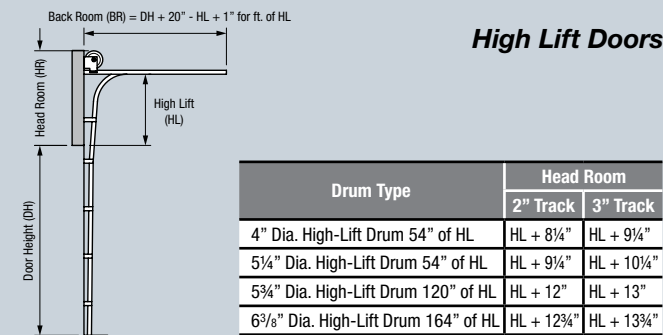
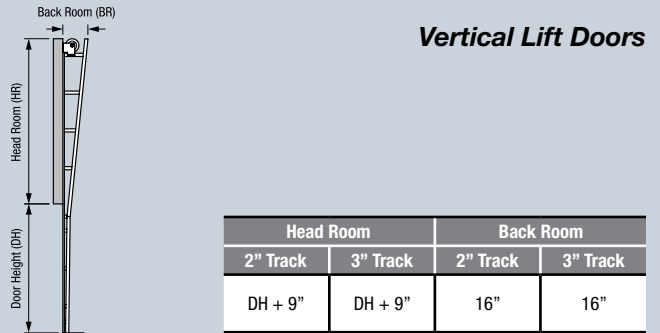
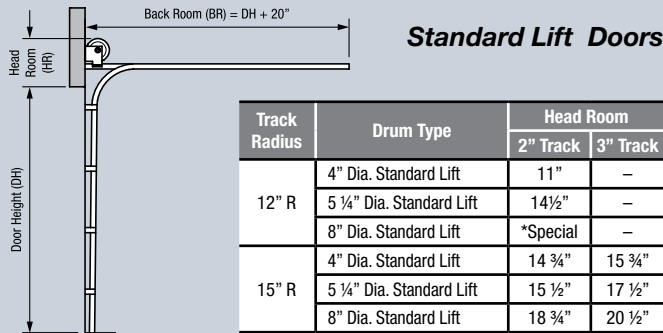
Section Arrangements

Door Height	No. of Sections
Up to 8'0"	4
8'9" to 10'0"	5
10'6" to 12'0"	6
12'3" to 14'0"	7
14'3" to 16'0"	8
16'3" to 18'0"	9

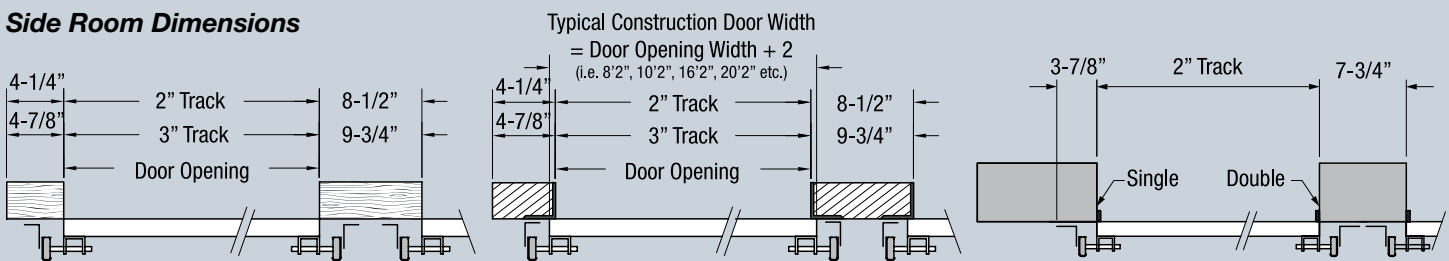
Additional Options

- Various track options
- Full perimeter weatherseal
- Top header seal
- Keyed locks
- Extended cycle springs - 25k, 50k & 100k
- Special windload ratings
- Chain hoist operation
- Full range of electric openers and safety devices

Head Room and Side Room Dimensions (typical)



Side Room Dimensions



**Continuous Angle Track
Wood Jambs**

**Reverse Angle Track
Steel / Masonry Jambs**

Bracket Mounted Track

Please contact us for further details.

CSI Product Specifications

SECTION 08360 - SECTIONAL DOORS H-255P (H-254P) Series Steel Sectional Doors PART 1 – GENERAL

1.01 RELATED DOCUMENTS

- A. All of the Contract Documents, including General and Supplementary Conditions, and Division 1 General Requirements, apply to the work of this Section.

1.02 SUMMARY

- A. The work of this Section includes upward-acting sectional doors.
- B. Related Sections: Other specification sections, which directly relate to the work of this section include, but are not limited to, the following:
1. Section 05500 - Miscellaneous Metal; metal framing and supports.
 2. Section 08710 - Finish Hardware; key cylinders for locks.
 3. Section 09900 - Painting; field painting.
 4. Section 16100 - Electrical; wiring.

1.03 SUBMITTALS

- A. Product Data: Submit manufacturer's product data and installation instructions for each type of sectional door. Include both published data and any specific data prepared for this project.
- B. Shop Drawings: Submit shop drawings for approval prior to fabrication. Include detailed plans, elevations, details of framing members, required clearances, anchors, and accessories. Include relationship with adjacent materials.

1.04 QUALITY ASSURANCE

- A. Manufacturer: Sectional doors shall be manufactured by a firm with a minimum of five years' experience in the fabrication and installation of sectional doors. Manufacturers proposed for use, which are not named in these specifications, shall submit evidence of ability to meet performance and fabrication requirements specified, and include a list of five projects of similar design and complexity completed within the past five years.
- B. Installer: Installation of sectional doors shall be performed by the authorized representative of the manufacturer.
- C. Single-Source Responsibility: Provide doors, tracks and accessories from one manufacturer for each type of door. Provide secondary components from source acceptable to manufacturer of primary components.
- D. Pre-Installation Conference: Schedule and convene a pre-installation conference just prior to commencement of field operations, to establish procedures to maintain optimum working conditions and to coordinate this work with related and adjacent work.

1.05 DELIVERY, STORAGE, AND HANDLING

- A. Deliver materials and products in labeled protective packages. Store and handle in strict compliance with manufacturer's instructions and recommendations. Protect from damage from weather, excessive temperatures and construction operations.

PART 2 – PRODUCTS

2.01 ACCEPTABLE MANUFACTURER

- A. Provide sectional doors by Hörmann LLC, Sparta, Tennessee; Telephone 877-654-6762 or 630-859-3000; Fax 630-859-8122.

2.02 STEEL SECTIONAL DOORS

- A. Trade Reference: H-255P (H-254P) Series Steel Doors by Hörmann LLC.
- B. Sectional Door Assembly: Non-insulated or optional Insulated steel door assembly with tongue and groove meeting rails to form weather tight joints and provide full-width interlocking structural rigidity. Units shall have the following characteristics:
1. Panel Thickness: 2"
 2. Exterior Surface: Ribbed. 255P stucco finish, 254P smooth.
 3. Section Joint: Sections to form a weather tight tongue and groove fit.
 4. Material: Hot-dipped galvanized steel, complying with ASTM A-929, A-653.
 5. Exterior Steel: Minimum 24 (25) gauge exterior.
 6. Center and End Stiles: 20 gauge galvanized steel.
 7. Standard Springs: 10,000 cycles. (Higher cycles available)
 8. Insulation: Optional HCFC-free Polystyrene, R-value 7.4 with optional Polystyrene with vinyl back cover.
 9. Partial Glazing of Steel Panels: (Insulated or non-insulated double strength glass available.) (Not Required.)
 10. Full Glazing Requiring Aluminum Sash Panels: (Acrylic glazing.) (1/8" double strength glass.) (Insulated double strength glass.) (Not Required.)
- C. Finish and Color: Factory-applied baked-on White, (Series 255P also available in Brown or Sandstone) polyester.
- D. Wind load Design: ANSI/DASMA 108 and 115 standards and as required by code.
- Hardware: 14 Gauge galvanized steel hinge assembly and fixtures. Ball bearing rollers with hardened steel races.
Lock: Interior mounted slide lock. (Keyed lock.)
Weather-stripping: Flexible PVC on bottom section. (Header seal and jamb weather-stripping.)
Track: Provide track as recommended by manufacturer to suit loading required and clearances available. Note: Select type of operation
- E. Manual Operation: Manual pull rope. (Chain hoist.)
- F. Electric Motor Operation: Provide UL listed electric operator, size and type as recommended by manufacturer to move door in either direction at not less than 2/3 foot nor more than 1 foot per second.
1. Entrapment Protection: (Pneumatic sensing edge up to 18' wide) (Electric sensing edge.) (Photoelectric sensors.)
 2. Operator Controls: (Push-button) (Key) (Push-button and key) operated control stations with open, close, and stop buttons for (flush) (surface) mounting, for (interior) (exterior) (both interior and exterior) location. Note: Select from below as applicable
 3. Special Operation: (Pull-rope release automatic opening device, vehicle detector operation, radio control operation, card reader control, photocell operation, door timer operation, commercial light package, explosion and dust ignition proof control wiring.)

PART 3 – EXECUTION

3.01 PREPARATION

- A. Take field dimensions and examine conditions of substrates, supports, and other conditions under which this work is to be performed. Do not proceed with work until unsatisfactory conditions are corrected.

3.02 INSTALLATION

- A. Strictly comply with manufacturer's installation instructions and recommendations. Coordinate installation with adjacent work to ensure proper clearances and allow for maintenance.
- B. Instruct Owner's personnel in proper operating procedures and maintenance schedule.

3.03 ADJUSTING AND CLEANING

- A. Test sectional doors for proper operation and adjust as necessary to provide proper operation without binding or distortion.
- B. Touch-up damaged coatings and finishes and repair minor damage. Clean exposed surfaces using non-abrasive materials and methods recommended by manufacturer of material or product being cleaned.

2020 Hörmann LLC. All Rights Reserved. A copyright license to reproduce this specification is hereby granted to non-manufacturing architects, engineers and specification writers

AVAILABLE FROM:



Call us ► 1 877 OK HORMANN (1-877-654-6762)

Hörmann LLC, 450 Airport Road, Sparta, TN 38583
Phone: 630-859-3000 Fax: 630-859-8122
Email: info1@hormann.us www.hormann.us



Everything you've wanted in a commercial door, and more.

HÖRMANN