


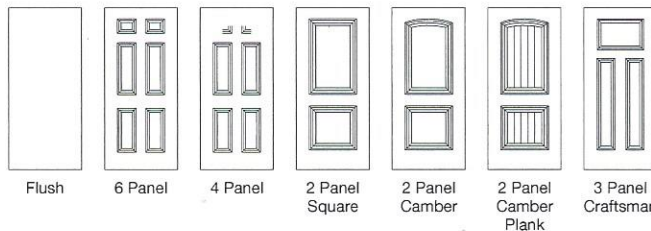
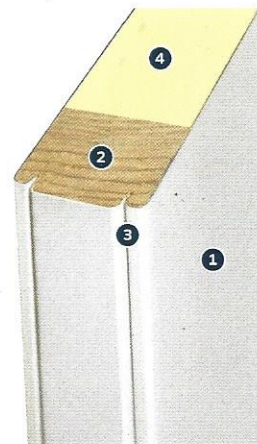
# Wall-Vern Products

Introducing **New Prefinished White**  
Wood-Edge HD Steel from Tru Tech Doors®



## HD STEEL DOOR SERIES

- DURABILITY** ① Prefinished white polytex surface provides superior rust inhibition and easy care finish.
- SECURITY** Cylindrical hardware mounts securely on solid 12" wood lock block.
- HIGH PROFILE** High definition embossments in 2 panel square, camber, plank, 4 panel, 6 panel and 3 panel craftsman designs.
- WOOD-EDGE** ② & ③ Wood-Edge J-bend on steel door skin inserts into solid wood perimeter providing superior strength and performance.
- INSULATION** ④ Polyurethane foam core is the leading energy efficient protection against cold and thermal transference.
- FIRE RATINGS** 20 minute fire ratings are available in most models.
- WARRANTY** 20 year limited warranty.



**TRU TECH**  
DOORS